

NOTES:

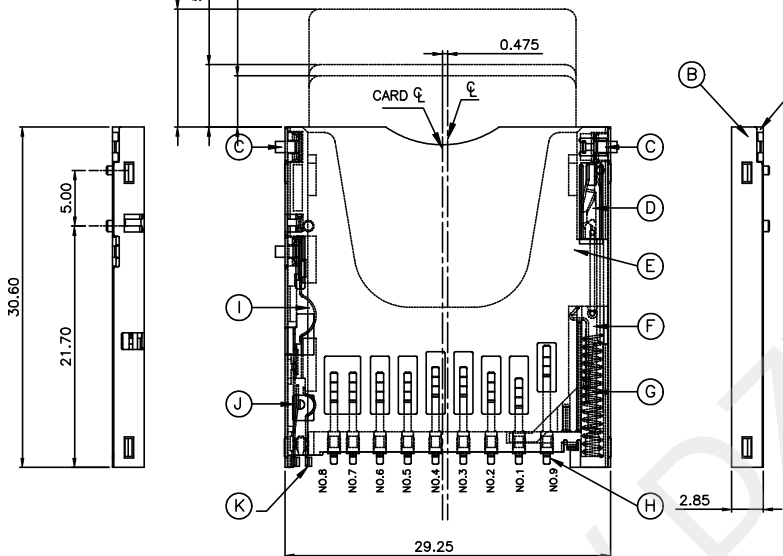
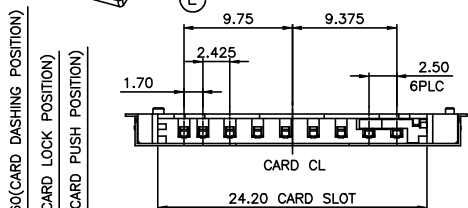
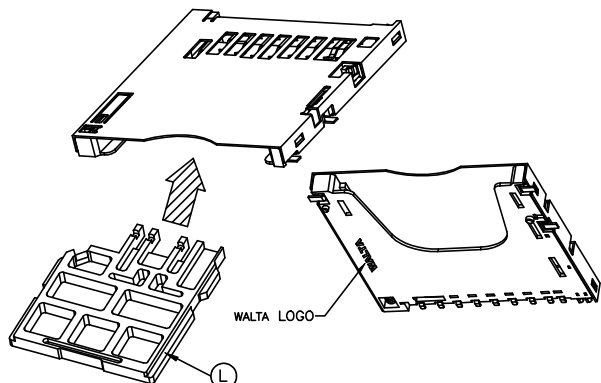
1. SPECIFICATIONS: (OPTION)

ELECTRICAL:

RATING CURRENT: 0.5 A
 INSULATION RESISTANCE: 1000MΩ Min. at 100V DC
 CONTACT RESISTANCE: 100 mΩ Max.
 WITHSTANDING VOLTAGE: 500V AC

MECHANICAL:

CONTACT RETENTION Force: 0.25kgf MIN.
 INSERTION FORCE: 4.2kgf MAX.
 WITHDRAWAL FORCE: 0.21kgf MIN.
 Durability:10,000 times



ITEM 項目	PARTS NAME 零件名稱	MATERIAL 材質	FINISH/REMARK 處理/備註
A	HOUSING	SYNTHETIC RESIN	BLACK
B	SHELL	STAINLESS T=0.2	NON-PLATING
C	HOLDDOWN CONTACT	COPPER ALLOY T=0.20	100μ*MIN. TIN PLATING ON SOLDER TAIL AREA 50μ*MIN. NICKEL UPDERPLATING OVERALL
D	CAM PIN	STAINLESS Ø0.4	NON-PLATING
E	CARD LOCK	STAINLESS T=0.20	NON-PLATING
F	SLIDER CAM	SYNTHETIC RESIN	BLACK
G	SPRING	SWP Ø0.25	50μ*MIN. NICKEL UPDERPLATING OVERALL
H	CONTACT-SD	COPPER ALLOY T=0.15 ⚠	5μ*MIN. GOLD PLATING ON CONTACT AREA 100μ*MIN. TIN PLATING 50μ*MIN. NICKEL UPDERPLATING OVERALL
I	PROTECT CONTACT		
J	PROTECT CONTACT AND DETECT CONTACT-SWITCH		
K	DETECT CONTACT		
L	假卡	SYNTHETIC RESIN	BLACK

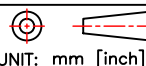
- WHEN DELIVERING, THE PSH/PUSH MECHANISM IS IN THE STATE OF THE UNLOCK. (CARD DASHING OUT POSITION)
- CARD READ ONLY BY THE TIME THE CARD DETECTION SWITCH WORKS.
- OPEN AND CLOSE OF EACH SWITCH.

CARD INSERTION STATUS	WRITE PROTECT SWITCH		DETECT SWITCH
	WRITE PROTECT POSITION	WRITE ENABLE POSITION	
CARD UNINSERTION	OPEN	OPEN	OPEN
CARD HALF INSERTION	COLSE	COLSE	OPEN
CARD INSERTION	OPEN	COLSE	COLSE



深圳市华宇创精密电子有限公司

TOLERANCE:
 X.X ±0.30
 X.XX ±0.25
 X.XXX ±0.15
 X' ±2' X.X' ±0.5'



UNIT: mm [inch]
 SCALE:1:1 SIZE: A4

DRAWN BY :
陈一鸣

DATE :
2014-02-23

PART NAME:
SD PUSH 板下加长版

CHECKED BY:
马跃

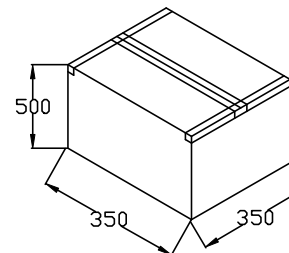
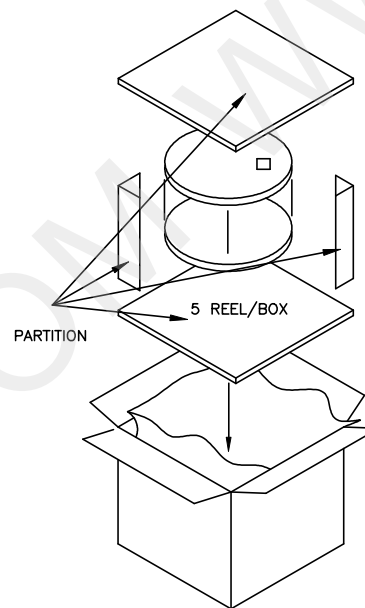
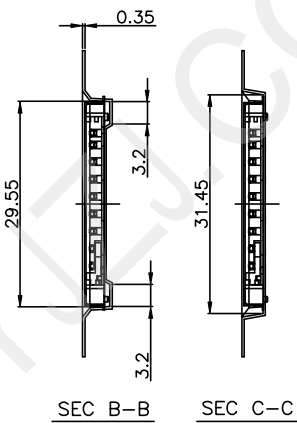
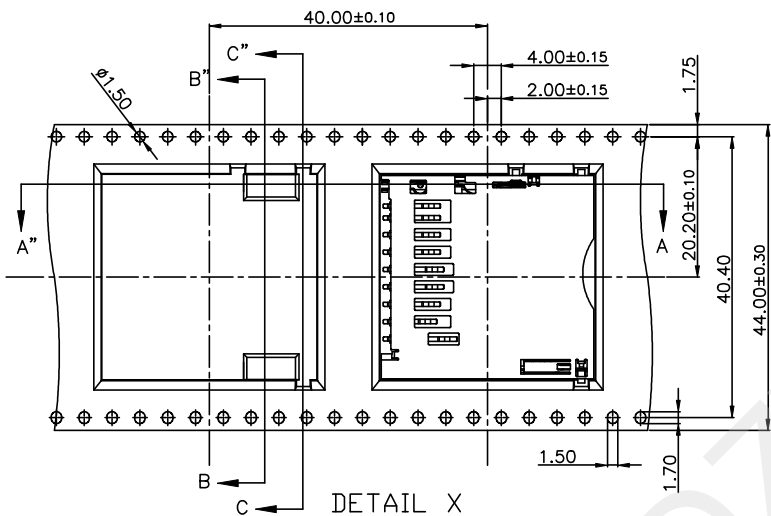
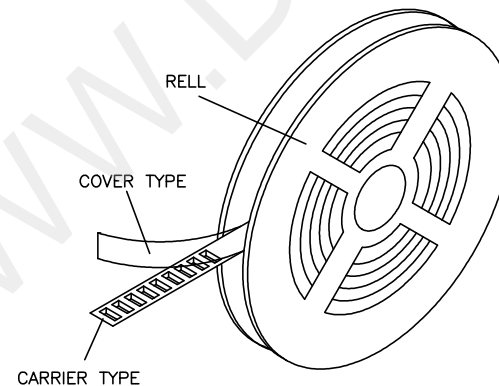
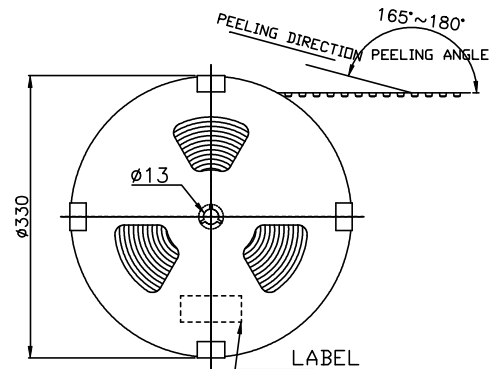
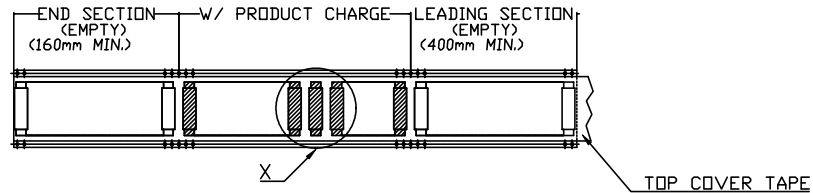
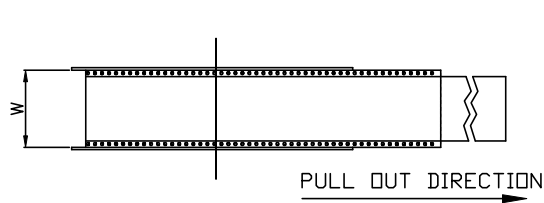
DATE :
2014-02-23

PART NO. HYC25-SD11-306

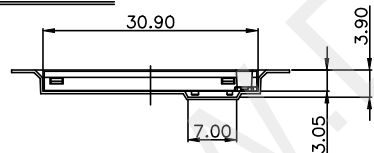
APPROVED BY:
邱国夷

DATE :
2014-02-23

DRAW NO: HYC-SD13028712
 SHEET NO. 1 OF 1



- NOTES
 1.MATERIAL: PS (Color: black)
 2.DEFORMATION(變形)&DAMAGE(損壞): NA.(不可)
 3.PACKING: 300 PCS/REEL ; 5 PCS REEL/BOX



深圳市华宇创精密电子有限公司

TOLERANCE: X.X ± 0.30 X.XX ± 0.25 X.XXX ± 0.15 X' $\pm 2'$ X.X' $\pm 0.5'$	DRAWN BY : 陈一鸣	DATE : 2014-02-23	PART NAME: 包装图	
	CHECKED BY: 马跃	DATE : 2014-02-23	PART NO.	
UNIT: mm [inch] SCALE:1:1 SIZE: A4	APPROVED BY: 邱国夷	DATE : 2014-02-23	MOLD NO.	
			DRAW NO:	
			SHEET NO.	1 OF 1